
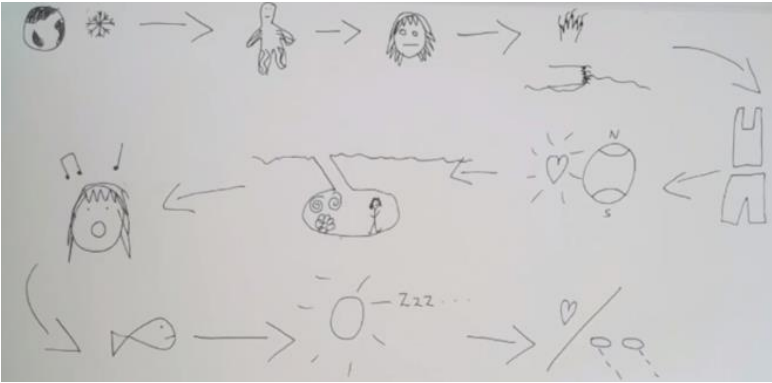


Richard de Clare Academy - Learning at Home

Class	2A and 2B
Teacher	Miss Mayhew and Mrs Couttie
Date	19.01.21

<p>Thought of the day:</p>	<p>Good Friends Day https://www.youtube.com/watch?v=59tKI37x1d4</p>  <p align="center">How will you be a good friend today? Draw a picture of yourself and your friend/s.</p>
<p>Phonics/ GPS LO:</p>	<p>Yesterday we learnt about adding –ing to words ending in an –e When we added –ing to a word ending in –e we dropped the -e and then added -ing.</p> <p>Today we are going to add –ed to words ending in an –e. When we add -ed to a word ending in –e with a consonant before it we drop the –e and then add –ed.</p> <p>e.g. hike becomes hiked hike --> hiked</p> <p>Can you adding –ed to these words ending in –e?</p> <ul style="list-style-type: none"> • wave • bake • save • glue • hope • fade • gaze <p>Can you put the words into sentences? e.g. Libby gazed out of the window.</p>
<p>Handwriting and spelling LO:</p>	<p>To use mixed joins</p> <p>Today we are focusing on joining <i>ear</i>. Practise writing ear.</p> <p><i>ear</i></p> <p>Now practise writing these words:</p> <ul style="list-style-type: none"> • beard • spear • hearing

	<ul style="list-style-type: none"> • bear
<p>Word of the Day:</p>	<p><i>Majestic</i></p> <ul style="list-style-type: none"> • Experiment saying the word in different ways (robotic, whisper, angry, shy, posh etc.) • Can you find the definition of the word above in a dictionary? You could use an online dictionary. • Can you act out the word? • How many syllables does it have? • How many sentences can you write using this word?
<p>English LO: and challenges (Challenge one – hot Challenge two – spicy Challenge three – super spicy)</p>	<p>To tell an information text from memory</p> <p>Yesterday we listened to an information text and answered some questions, you then mapped out an information text. Today we are going to use these maps that you created.</p>  <p>The focus of today's lesson is to memorise an information text by stepping it and speaking it.</p> <p>Use the link below to access and complete the Oak National Academy lesson: https://classroom.thenational.academy/lessons/to-tell-an-information-text-from-memory</p> <p>The video starts off with some tongue twisters – see how fast can you say these! Did you get in a muddle?</p> <p>Now step through the information text. Remember to have a clear action or pose for each picture, step in between then say one word, then repeat.</p> <p>Your next step is to use your prompts to say each section in a full sentence. Try and add expression, use a clear voice and try to change the tone/speed of your voice.</p> <p>See if you can make the witch sound scary! Try improving one thing each time to tell it, change your voice/expression/voice/speed.</p>
<p>Reading focus:</p>	<p>Choose a book from home, Oxford Owl or Reading Planet. Also, read The Wonderful World of Witches. You will find this at the end of this document.</p>
<p>Maths LO: and challenges (Challenge 1 – hot</p>	<p>To share a total equally between a set number of groups</p>

Challenge 2 – spicy
Challenge 3 – super spicy)

Complete Hit the Button (Times Tables). How many can you get in the time given? Make a note your score.


<https://www.topmarks.co.uk/maths-games/hit-the-button>

Today we are going to continue to divide by sharing.

Use the link below to access and complete the Oak National Academy lesson:

<https://classroom.thenational.academy/lessons/to-share-a-total-equally-and-find-the-number-of-groups-part>

Challenge 1: Decorate the cakes so they all have an equal number of decorations on them.



Challenge 2: Share these out onto the four cakes – make sure each cake has an equal number on each. What did you find?



. Challenge 3

What numbers from 1 -10 can be shared between 2? Explain your reasoning.
(e.g. 2 can be shared between 2, there would be 1 in each group)




What numbers from 1 – 12 can be shared between 3? Explain your reasoning.

What numbers from 1 – 12 can be shared between 4? Explain your reasoning.

What numbers from 1 – 15 can be shared between 3? Explain your reasoning.

What numbers from 1 – 15 can be shared between 3? Explain your reasoning.

What numbers from 1 – 15 can be shared between 4? Explain your reasoning.

	<p>What discoveries have you made?</p>
<p>Art and Design</p>	<p>Sculpture To make a sculpture from my imagination I can use my imagination to think of my own monster. I can make a sculpture of my monster. I can choose recycled materials to create my sculpture. I can join different materials together. I can give my monster some body parts and features.</p> <p>Salvaged Form Michelle Reader, artist - Bing video Today we are going to learn about a famous sculptor called Michelle Reader. Michelle Reader has been working with recycled materials since 1997.</p>  <p>michelle reader sculptor - Bing video – watch this video of Michelle on you tube.</p>  



As shown in the PowerPoint we are going to be making Rubbish Monsters. Collect lots of materials that you have around the house that would normally be thrown away in your recycling. Then have a think about what you would like your monster to look like. Here are some examples:

What do you want your monster to look like?
 What materials do you need?
 How are you going to join your materials together?
 How big would you like your monster to be?
 How are you going to make your monster sturdy?




PE

Begin by completing the Mr Men activity.

12. Mr Men

- 'Mr Slow' - move slowly
- 'Mr Rush' - move fast
- 'Mr Bounce' - bounce around
- 'Mr Muddle' - walk backwards
- 'Mr Small' - crouch down and move
- 'Mr Strong' - move flexing your muscles



	<p>Sweatshirt Agility Challenge <i>Agility, balance and coordination skills</i></p> <hr/> <p>Equipment: A sweatshirt or jumper</p> <p>How to play: It is important in any sport to be agile and fit. Footwork and ladder skills are a good way of improving your speed, strength, and agility.</p>  <p>Place a jumper on the floor like in the picture. Try the following footwork skills.</p> <ol style="list-style-type: none"> Sideways 2 footed Jumps. Stand sideways beside the arm of the jumper at the top of the picture. Now jump sideways into the rectangle with two feet and sideways out of the arm of the jumper at the bottom of the picture. Having done 2 jumps to the left, now repeat two sideways jumps to the right. Keep going until you have completed 20 jumps. Forwards and backwards 2 footed jumps. Turn your body to face the arm of the jumper at the top of the picture. Jump forwards over both the arms of the jumper and then repeat by jumping backwards to the start. How quickly can you repeat the pattern until you have done 20 jumps? Side stepping alternate feet. Stand sideways to the arm of the jumper and step sideways over the arm so that both feet are in the middle, this is two steps. Now sidestep over the second arm so both feet are now out of the jumper. This is a four-step pattern. Can you repeat backwards and forwards until you have done 40 steps. Count out loud. Hopping sideways. stand sideways to the arm and try hopping on your left leg over both arms and then try hopping back on your right leg. Complete 20 hops. Hopping forwards and backwards. Stand facing the arm of the jumper and hop forwards over both arms and then try hopping backwards. Do 20 and then have a rest. Create your own. There are so many ways you can step, skip, hop, jump, using the jumper. Make up your own pattern and teach someone else in your home. <p>Skill tip : <i>start of slowly and speed up once you feel confident.</i></p> <hr/> <p>Challenge: Place several jumpers in a row and do your pattern again to music. Keep going to the end of the song. Space : Put several jumpers down in a row and complete a longer challenge Task : Teach someone else your own pattern of footwork. Change the actions to hopping. Time yourself to get quicker. Increase the number of repetitions Equipment : use other items of clothing to make a different agility circuit. Put it to music. People : complete your pattern at the same time as a friend in unison. Race a partner.</p> <p>Cool down – Find a space and lie down, imagine that you are at the seaside and that you can see the waves coming to the shore. Imagine the calm sea and slowly breath in through your nose and out through your mouth. Repeat a few times. Then when you're ready slowly pick yourself up off the floor.</p>
<p>Useful websites/Apps:</p>	<p>Reading</p> <ul style="list-style-type: none"> E-books on Oxford Owl for Home – https://home.oxfordowl.co.uk/ 'Parents will need to register for a free account in order to access the reading books' Log in to Reading Planet - https://my.risingstars-uk.com/Default.aspx?ReturnUrl=%2f Username: Firstname.SURNAME Password: RdC01 <p>English/Spelling</p> <ul style="list-style-type: none"> Spelling shed https://www.edshed.com/en-gb Writing ideas on Pobble 365 - https://www.pobble365.com/ <p>Maths</p> <ul style="list-style-type: none"> Times table rock stars https://trockstars.com/ Daily 10 - https://www.topmarks.co.uk/maths-games/daily10 Hit the button - https://www.topmarks.co.uk/maths-games/hit-the-button Numbots https://play.numbots.com/#/intro 5-a-day https://corbettmathsprimary.com/5-a-day/

Please send any work to the following email address. Teachers will reply to your email (usually within 48 hours).

LearningAtHome@Richarddeclare.com

[Alternatively, learning at home activities can be uploaded onto your child's 'Class Dojo Portfolio' – we look forward to seeing the wonderful learning.](#)

If you need to ask a question about the work or need to get a message to the teacher, then please use the learning at home email.

Please let us know if your child is finding this learning too tricky as we will endeavour to provide alternative activities.

If you have any general questions, then please use the normal school office email.

Admin@Richarddeclare.com

The Wonderful World of Witches

What Is a Witch?

A witch is a woman who people think has magical powers.

People often think that witches...

boil potions in
a cauldron



own a
black cat



fly on a broomstick



wear pointy
black hats

Good and Bad Witches

Witches can be found in lots of stories. Some are good witches, such as Glinda in 'The Wonderful Wizard of Oz', and some are bad witches, such as the old woman in 'Hansel and Gretel'.



Questions

1. What do people think a witch has? Tick one.

- lots of animals
- magical powers
- long hair

2. What do witches do? Tick two.

- fly on a broomstick
- wear a black hat
- eat lots of food

3. What do witches boil a potion in? Tick one.

- a saucepan
- a jug
- a cauldron

4. Which animal do people think witches often own? Tick one.

- a white horse
- a brown hamster
- a black cat

5. Which story is Glinda from? Tick one.

- Cinderella
- The Wonderful Wizard of Oz
- Jack and the Beanstalk

Year 2

Date: 19.01.21