

Learning at Home

Class	6A and 6B
Teacher	Mrs Jones and Mrs Harrison
Date	14.1.2021

Useful websites/Apps

Reading -

- E-books on Oxford Owl for Home - <https://home.oxfordowl.co.uk/>
'Parents will need to register for a free account in order to access the reading books'
- Log in to Reading Planet - <https://my.risingstars-uk.com/Default.aspx?ReturnUrl=%2f>
Username: Firstname.SURNAME **Password: RdC01**

English/Spelling -

- Spelling shed <https://www.edshed.com/en-gb>
- Writing ideas on Pobble 365 - <https://www.pobble365.com/>


Maths -

- Times table rock stars <https://trockstars.com/>
- Daily 10 - <https://www.topmarks.co.uk/maths-games/daily10>
- Hit the button - <https://www.topmarks.co.uk/maths-games/hit-the-button>
- Numbots <https://play.numbots.com/#/intro>
- 5-a-day <https://corbettmathsprimary.com/5-a-day/>

Thought for the day: Religions around the world

Watch this clip and then think about the questions below:

<https://www.youtube.com/watch?v=XqvKDCP5-xE>



- What were the organisers of this event trying to achieve and why?
- What would a united world look like?

GPS

Adjectives

8. Underline all the adjectives in the sentences below.

- I am trying to write in my neatest handwriting; however, my left hand is sore. (1 mark)
- My orange trainers are extremely bright - they help me run fast. (1 mark)
- The main entrance to our school is red and has large windows. (1 mark)
- Suddenly, a giant, one-eyed squid swam towards me and my younger brother. (1 mark)

9. Complete each sentence below using an appropriate adjective.

- Jam doughnuts are _____ . (1 mark)
- The _____ dog barked. (1 mark)

10. Complete the sentence with an adjective formed from the noun hope.

- I am absolutely _____ at cricket. (1 mark)

11. Complete the sentence with an adjective formed from the verb amuse.

- I found the play very _____. (1 mark)

Handwriting/Spelling

Spelling: This week's spellings are: *Siege, niece, grief, chief, fiend, shriek, believe, achieve, convenience, mischievous*

Choose a spelling activity; reflective writing, pyramid, mnemonic.

English LO: Write an information text

Look back at your plan/draft information text from yesterday

What challenge did you complete?

What will you need to include to improve your information writing?

Using the information and research you have found out about Rainforests you are now going to combine this and apply your skills to write an information text. When you have finished your writing, read through and check your spellings and punctuation before sending it to me via email or on your Dojo portfolio.

Topic title covers the whole subject.	Non-chronological reports use factual language .
Brief introduction paragraph gives who/what/where overview.	Present tense verbs (unless it is a historical report, then it would be past tense).
The information is organised into paragraphs .	Technical language may be explained in a glossary.
Each category has a sub-heading .	Third person makes it impersonal.
Some information may be in fact boxes or bullet-point lists.	Non-chronological reports have a formal tone .
Extra details support the main points.	General language , not particular examples.

Challenge 1 - Sub-headings, bullet point and diagram.

Challenge 2 - As above, rhetorical question and technical language

Challenge 3 - As CH1 and CH2, range of sentence structures

Today's word of the Verbsday is ...






<p style="text-align: center;">List Lines</p> <p>Write a list of things that used to be out of the ordinary that have become normalised, such as carrying mobile phones.</p>	<p style="text-align: center;">Tense Transform</p> <p>Write the word in as many different tenses as you can. To make it even better, write a full sentence using each example.</p>
<p style="font-size: 24px; font-weight: bold; margin: 0;">normalised</p>	
<p>Click on the word for the definition.</p>	<p style="text-align: center;">Something becoming normal. To have brought something back to how it usually is.</p>
<p style="text-align: center;">News Narration</p> <p>Write and perform a radio or television news story of no more than three sentences using this word.</p>	<p style="text-align: center;">Shrink Rap</p> <p>Say the word over and over, taking off the first letter each time.</p>

Phew - Have a break if you need to!

Maths LO: To explore unknown angles in any triangle

5-a-day [clink the link to practice 5-a-day Bronze, Silver or Gold and practice addition, subtraction, multiplication and division or calculate the answers to these problems below:](#)

5-a-day

$\begin{array}{r} 253 \\ \times \quad 3 \\ \hline \end{array}$ <div style="border: 1px solid black; width: 150px; height: 30px; margin-left: auto; margin-right: auto;"></div>	$4 \overline{) 304}$ <div style="border: 1px solid black; width: 150px; height: 30px; margin-left: auto; margin-right: auto;"></div>
<p>What type of triangle is shown?</p>	
<p>At 9am, there were 912 cars in a car park. By 10am, 37 cars had left the car park 151 cars had entered the car park</p>	<p>How many cars are there in the car park at 10am?</p>
<p>Tick the two shapes that have $\frac{3}{9}$ shaded</p>	<div style="display: flex; justify-content: space-around; align-items: flex-start;"> <div style="text-align: center;">  </div> <div style="text-align: center;">  </div> <div style="text-align: center;">  </div> <div style="text-align: center;">  </div> </div>

Watch the clip from Oak Academy and complete the activities

<https://classroom.thenational.academy/lessons/find-unknown-angles-in-triangles-6tgkcd>

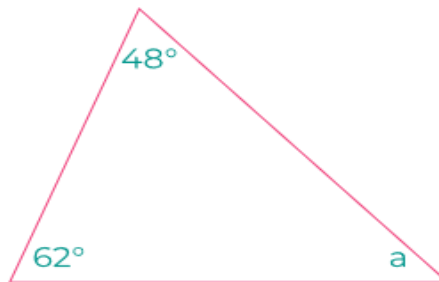
First complete the introductory quiz

Then watch the lesson – with examples

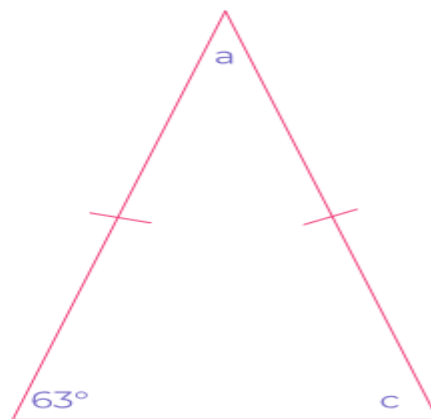
The worksheet questions are below – once you have finished you can go back to the website and complete the end of lessons quiz – Don't forget to evaluate your learning

Challenge 1

Calculate the value of angle a.




Calculate the value of angles a and c.

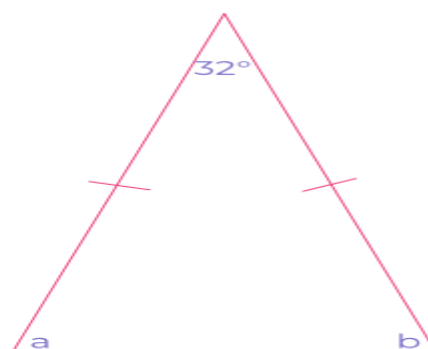


Challenge 2

Calculate the value of angle y.



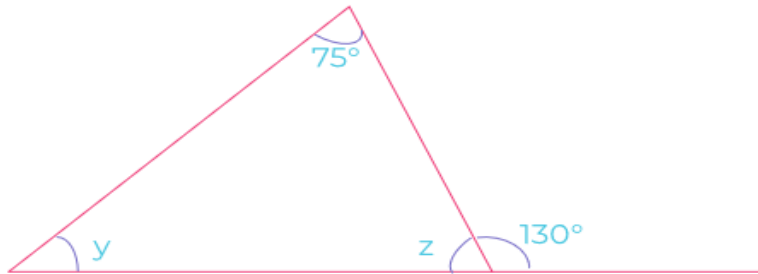
Calculate the value of angles a and b.



Challenge 3

Calculate the value of angles y and z .

Hint: start off by finding the value of angle z .



Evaluate your learning

WWW -What went well... EBI - Even better if...

<https://www.topmarks.co.uk/maths-games/daily10>

Music: LO: Listen and Appraise

Listen to these pieces (or any other). Can you:

https://www.youtube.com/watch?v=qt_OkgSOrkU

https://www.youtube.com/watch?v=ZbZSe6N_BXs

- clap along to the beat – can the feel the rhythm in the song;
- listen to dynamics – can you hear the loud / quiet parts of the songs
- listen to length of notes – identify long and short notes within the music
- can you identify the tempo of the song – how fast / slow is the song?
- listen out for repeated patterns / sections of the song

PE: HIIT with Joe Wicks - join with this home workout.

<https://www.bing.com/videos/search?q=Joe+Wicks+YouTube+Daily+PE&&view=detail&mid=642822DD8FF3D5316FEE642822DD8FF3D5316FEE&&FORM=VRDGAR&ru=%2Fvideos%2Fsearch%3Fq%3DJoe%2BWicks%2BYouTube%2BDaily%2BPE%26FORM%3DRESTAB>

Please send any work to the following email address. Teachers will reply to your email (usually within 48 hours).

LearningAtHome@Richarddeclare.com

Alternatively, you can upload pictures to your child's portfolio on Class Dojo.

If you need to ask a question about the work or need to get a message to the teacher, then please use the learning at home email.

Please let us know if your child is finding this learning too tricky as we will endeavour to provide alternative activities.

If you have any general questions, then please use the normal school office email. Admin@Richarddeclare.com