



Richard de Clare Academy - Learning at Home

Class	6A and 6B
Teacher	Mrs Jones and Mrs Harrison
Date	Tuesday 19 th January 2021

<p>Thought of the day:</p>	<p>https://www.youtube.com/watch?v=H7w7yXkJTu0 https://www.youtube.com/watch?v=H7w7yXkJTu0</p>  <p>What would you put into 'Friendship Soup' and why? Invent your own recipe.</p>
<p>GPS LO: Review Punctuation</p>	<p>Add a comma to this sentence in the correct place</p> <p>Although she had left on time she was late for school.</p> <div style="display: flex; justify-content: space-around; background-color: #f1c40f; padding: 10px;"> <div style="border: 1px solid #f1c40f; padding: 5px;">We need to add a comma after the subordinate clause.</div> <div style="border: 1px solid #f1c40f; padding: 5px;">Where does it end?</div> </div> <p>Ch2 Create your own sentence with subordinate clause and correctly place the comma.</p>
<p>Word of the Day:</p>	<div style="display: flex; justify-content: space-between;"> <div style="background-color: #5dade2; color: white; padding: 5px; width: 45%;"> <p>News Narration Write and perform a radio or television news story of no more than three sentences using this word.</p> </div> <div style="background-color: #5dade2; color: white; padding: 5px; width: 45%;"> <p>FANBOYS Write a sentence using the word and a FANBOYS co-ordinating conjunction.</p> </div> </div> <div style="text-align: center; margin: 10px 0;"> <div style="background-color: #f1c40f; padding: 10px; border: 1px solid #f1c40f;"> <p>orotund</p> </div> <div style="background-color: #fff9c4; padding: 10px; border: 1px solid #fff9c4;"> <p>To describe a voice as imposing, loud, strong or important.</p> </div> </div> <div style="display: flex; justify-content: space-between;"> <div style="background-color: #5dade2; color: white; padding: 5px; width: 45%;"> <p>Sentence Scribe Write a sentence using this word.</p> </div> <div style="background-color: #5dade2; color: white; padding: 5px; width: 45%;"> <p>Character Speech Write a line of dialogue for a character including the word.</p> </div> </div>
<p>Handwriting and spelling LO: Spelling pattern ei H/W joining with appropriate size</p>	<p>1x line of each Spelling pattern cei cei cei tei tei tei fei fei fei</p> <p>deceive, conceive, receive, perceive, ceiling, receipt, protein, caffeine, seize, neither</p> <p>Practise your handwriting by segmenting the words</p>
<p>English LO: To explore descriptive language</p>	<p>Look at the examples below of expanded noun phrases</p> <p>Noun Phrase: <i>The green tree</i> can you expand this? Expanded noun phrase: <i>The great old, oak tree at the bottom of the garden.</i> - creates a better description.</p> <p>Watch the clip below and make a list of all the things you see and hear</p>

challenges
 (Challenge one – hot
 Challenge two – spicy
 Challenge three – super spicy)

Create a word bank – you will need this for your challenges and when creating your voice over.



<https://www.bing.com/videos/search?q=amazon+adventure+film&view=detail&mid=82A66EBADD8FFC8BF03382A66EBADD8FFC8BF033&FORM=VRD GAR&ru=%2Fvideos%2Fsearch%3Fq%3Damazon%2Badventure%2Bfilm%26FORM%3DHDRSC4>

Ch1 using your word bank create noun phrases - story map
 Ch2 using your word bank create expanded noun phrases - story map scenes
 Ch3 Write descriptive language of scenes

Reading focus: Comprehension

Whodunnit?

8 What happened to Ms Smith's jewellery that **day**?

18 She was meant to wear it to watch a **play**,

27 She left it behind when she had got **dressed**,

32 All adorned in her Sunday-**best**.

40 Miss Ruby was seeing her friend that **morning**,

48 She heard the crash which came without **warning**,

57 The woman screamed - she was given a **fright**,

66 She yelled for help with all of her **might**.

74 The Doctor, in his usual morose, glum **way**,

81 Was up in his study, beavering **away**.

88 He ambled upstairs to discover the **theft**,

96 And discovered the jewellery box; nothing was **left**!

102 Sir Crumpet in his garden **outside**,

109 Was pruning all his shrubs with **pride**.

117 He claimed to hear voices behind the **house**,

126 But assumed it was either a pheasant or **grouse**!


134 It's such a mystery, who stole the **gold**,

141 The police predict its already been **sold**.


150 The townsfolk and I really don't have a **clue**!

157 The important question here is: do **you**?


Quick Questions




1. Where was Mrs Smith going on the day of the robbery?



2. Find and copy a word which suggests that the Doctor was slow.



3. What does the phrase 'He claimed' imply about Colonel Crumpet?



4. Can you solve the mystery? Who do you think 'dunnit'? Why?

Maths LO: Calculate angles on and around a point Challenges
 (Challenge 1 – hot
 Challenge 2 – spicy
 Challenge 3 – super spicy)

<https://classroom.thenational.academy/lessons/calculating-angles-on-a-line-or-around-a-point-69h66t?step=2&activity=video>

French Clothes

First of all (d'abord..) practise the words on www.linguascope.com /beginner or click the link below.
<https://www.linguascope.com/secure/students/beginner/topic.php?language=french&topic=clothes2>
<https://www.linguascope.com/>
Work through the introduction and the activities.

Useful websites/Apps:

Reading

- E-books on Oxford Owl for Home - <https://home.oxfordowl.co.uk/>
 'Parents will need to register for a free account in order to access the reading books'
- Log in to Reading Planet - <https://my.risingstars-uk.com/Default.aspx?ReturnUrl=%2f>
Username: Firstname.SURNAME Password: RdC01

<p><u>English/Spelling</u></p> <ul style="list-style-type: none">• Spelling shed https://www.edshed.com/en-gb• Writing ideas on Pobble 365 - https://www.pobble365.com/ <p><u>Maths</u></p> <ul style="list-style-type: none">• Times table rock starshttps://trockstars.com/• Daily 10 - https://www.topmarks.co.uk/maths-games/daily10• Hit the button - https://www.topmarks.co.uk/maths-games/hit-the-button• Numbots https://play.numbots.com/#/intro• 5-a-day https://corbettmathsprimary.com/5-a-day/
--

Please send any work to the following email address. Teachers will reply to your email (usually within 48 hours).

LearningAtHome@Richarddeclare.com

[Alternatively, learning at home activities can be uploaded onto your child's 'Class Dojo Portfolio' – we look forward to seeing the wonderful learning.](#)

If you need to ask a question about the work or need to get a message to the teacher, then please use the learning at home email.

Please let us know if your child is finding this learning too tricky as we will endeavour to provide alternative activities.

If you have any general questions, then please use the normal school office email.

Admin@Richarddeclare.com

