



**Richard de Clare Academy - Learning at Home**

<b>Class</b>	6A and 6B
<b>Teacher</b>	Mrs Jones and Mrs Harrison
<b>Date</b>	Wednesday 20th January 2021

<p><b>Thought of the day:</b></p>	<p><a href="https://www.youtube.com/watch?v=gQWfYAsoLUQ">https://www.youtube.com/watch?v=gQWfYAsoLUQ</a></p>  <p>Why should we respect each other and expect respect in return? Make a note of how you will show respect to others AND YOURSELF today.</p> <p>Respect is a two-way street, if you want to get it, you've got to give it.</p> <p>Why should we respect each other and expect respect in return? Make a note of how you will show respect to others AND YOURSELF today.</p>
<p><b>GPS LO:</b> Review Punctuation</p>	<p>Which sentence is punctuated correctly?          I have two hobbies; painting and hockey.          I have two hobbies painting and hockey.          I have two hobbies: painting and hockey.</p> <p>We use <b>colons</b> to introduce lists.</p> <p>Can you see any lists in these sentences?</p> <p>Ch2 Create your own sentence using colons.</p>
<p><b>Word of the Day:</b></p>	<div style="display: flex; justify-content: space-around;"> <div style="border: 1px solid black; padding: 5px; width: 45%;"> <p><b>Words Within Words</b> How many other words can you make out of the word?</p> </div> <div style="border: 1px solid black; padding: 5px; width: 45%;"> <p><b>Alphabetical Arrangement</b> Arrange all the letters of the word in alphabetical order.</p> </div> </div> <div style="text-align: center; margin: 10px 0;"> <p><b>obstreperously</b></p> <p>In a way that is rebelling or difficult to control.</p> </div> <div style="display: flex; justify-content: space-around;"> <div style="border: 1px solid black; padding: 5px; width: 45%;"> <p><b>Pyramid Practice</b> Spell the word using a pyramid.</p> <div style="text-align: center;"> <p>w wo wor word</p> </div> </div> <div style="border: 1px solid black; padding: 5px; width: 45%;"> <p><b>Dictionary Neighbours</b> Which words come before and after this word in the dictionary?</p> </div> </div> <p>Click on the word for the definition.</p>
<p><b>Handwriting and spelling LO:</b> Spelling pattern ei</p>	<p>1x line of each Spelling pattern <b>cei cei cei    tei tei tei    fei fei fei</b></p> <p>deceive, conceive, receive, perceive, ceiling, receipt, protein, caffeine, seize, neither</p> <div style="border: 1px solid black; padding: 5px; width: fit-content; margin-left: auto;"> <p><b>Spellround</b> Write the word ten times forwards. Then, without looking at the word, spell it backwards out loud.</p> </div>
<p><b>English LO:</b> To draft a script challenges</p>	<p>Watch the clip from yesterday again (Listen to the voiceover) Make notes on all the different scenes in the clip          Using your word bank from yesterday will help you when drafting your voice over.</p> 

(Challenge one – hot  
Challenge two – spicy  
Challenge three – super spicy)

<https://www.bing.com/videos/search?q=amazon+adventure+film&&view=detail&mid=82A66EBA DD8FFC8BF03382A66EBADD8FFC8BF033&&FORM=VRD GAR&ru=%2Fvideos%2Fsearch%3Fq%3Damazon%2Badventure%2Bfilm%26FORM%3DHDRSC4>

Ch1 Draft script using plan - expanded noun phrases  
Ch2 Draft script - as above and include figurative language  
Ch3 Draft script, as above edit and improve

**Reading focus: Watch a clip from author Jaqueline Wilson, then scroll down to read and complete activities**  
<https://library.thenational.academy/>


**Maths LO:**  
**Calculate angles on and around a point**  
**Challenges**  
(Challenge 1 – hot  
Challenge 2 – spicy  
Challenge 3 – super spicy)

Watch the video on angle fluency facts and complete the challenges  
<https://classroom.thenational.academy/lessons/revision-and-angle-fluency-facts-6nhk6d?step=2&activity=video>

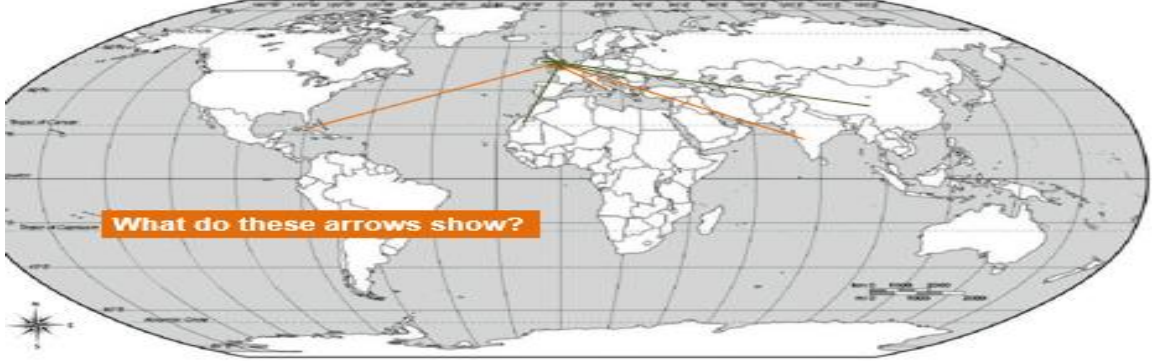
Ch1 Angles on a right angle and straight line  
Ch2 Angles around a point  
Ch3 Angles in a triangle and quadrilateral

**PHSE**  
**To value diversity**

Would Basset's sell these?  or  Would these be more popular?



Which one would be more interesting?  
**What is diversity?**  
**What do these arrows show?**



**1555-1833:**  
African and Afro-Caribbean people arrived because of Britain's involvement in the slave trade.

**1840** Many people came to England to escape a terrible famine in Ireland.

**43-410AD:**  
Romans invaded, bringing the first black people with them from North Africa. A few hundred years later they returned to Italy leaving those who wished to stay.

**Today:**  
Immigrants continue to arrive from the EU and around the world, adding to the diversity of our country.

**1700 onwards:**  
Indians and Chinese arrived because of Britain's growing Empire and trade with far off countries.

## Diversity of the UK

- Britain, down to its deepest roots, has always been a diverse nation.
- Our diversity is a result of invasion, expansion, empire and Commonwealth, and being a safe haven for people fleeing danger.
- For over 2000 years people have arrived in Britain, contributing their own cultural influence.
- The previous map shows just some of them!

Much of our diversity comes from the British Empire, which at its height governed over one quarter of the world's population – that's 458 million people!

After the British Empire collapsed, people from the Commonwealth migrated to Britain, and countries such as the Caribbean and India were invited to help strengthen our workforce.



- Today, people continue to move all around the world.
- The expansion of the European Union has seen a number of Europeans come to the UK in recent years.
- Our current population of over 60 million people includes a mix of people from different racial, religious and cultural backgrounds.
- The 2001 Census shows that about 7.9% of the population are from minority ethnic backgrounds.

So what mix of culture does this mix of people bring to our country?

### A mix of sports



### A mix of music and dance



### A mix of food



### A mix of fashion



## How does diversity impact your life?

### Two minute challenge

- List things in your everyday life that are influenced or come from other countries. It can be a person in your family or a friend, music or food, fashion or sport.
- List as many things as you can.
- Each pair will share as a class and there can't be any repetition.

Can you imagine life without these things?



**Science**  
Explore how light travels from light sources

**LO: Explain that light travels in straight lines from light sources to our eyes, and from light sources to objects and then to our eyes.**

**Where Does Light Come From?**



Light seems to be all around us. But where does it come from?

Can you name some sources of light?



What about some reflectors of light?

These can look like light sources, but are really reflecting light.

How does light travel from a light source?



## How Does Light Help Us See?

Light is a type of energy known as electromagnetic radiation.

It is made up of photons, little particles of energy.

Light travels as a wave. But unlike waves of water, or sound waves, it does not need any medium to travel through. This means light can travel through a vacuum - a completely airless space.

Light waves travel out from sources of light in straight lines. These lines are often called rays or beams of light.



## How Does Light Help Us See?

Rays of light travel from a light source and hit objects around us.

The rays of light reflect, or bounce, off an object, and then travel into our eyes.

This reflection of light allows us to see the object.






















1. Light from the light bulb travels in a straight line and hits the chair.

2. The ray of light is reflected off the chair and travels in a straight line to the girl's eyes, enabling her to see the chair.



Can you describe how you can see some objects right now?

	<p style="text-align: center;"><b>Challenges: Write and explanation text</b></p> <p><b>Challenge One:</b> Make sure your explanations of how we see are clear and easy to understand. You may choose to use pictures of diagrams to support your explanations.</p> <p><b>Challenge Two:</b> (as above plus...)</p> <div style="border: 1px solid black; padding: 5px; margin: 10px 0;"> <p style="text-align: center;">You might want to use some of these words to help you.</p> <table border="1" style="width: 100%; text-align: center;"> <tr> <td style="width: 25%;">light </td> <td style="width: 25%;">source</td> <td style="width: 25%;">straight </td> <td style="width: 25%;">energy</td> </tr> <tr> <td>beam </td> <td>bounce </td> <td>reflect </td> <td>ray </td> </tr> </table> </div> <div style="text-align: right; margin-top: 10px;">  </div>	light 	source	straight 	energy	beam 	bounce 	reflect 	ray 
light 	source	straight 	energy						
beam 	bounce 	reflect 	ray 						
<p><b>Useful websites/Apps:</b></p>	<p><b>Reading</b></p> <ul style="list-style-type: none"> <li>E-books on Oxford Owl for Home - <a href="https://home.oxfordowl.co.uk/">https://home.oxfordowl.co.uk/</a> 'Parents will need to register for a free account in order to access the reading books'</li> <li>Log in to Reading Planet - <a href="https://my.risingstars-uk.com/Default.aspx?ReturnUrl=%2f">https://my.risingstars-uk.com/Default.aspx?ReturnUrl=%2f</a> <b>Username: Firstname.SURNAME Password: RdC01</b></li> </ul> <p><b>English/Spelling</b></p> <ul style="list-style-type: none"> <li>Spelling shed <a href="https://www.edshed.com/en-gb">https://www.edshed.com/en-gb</a></li> <li>Writing ideas on Pobble 365 - <a href="https://www.pobble365.com/">https://www.pobble365.com/</a></li> </ul> <p><b>Maths</b></p> <ul style="list-style-type: none"> <li>Times table rock stars <a href="https://trockstars.com/">https://trockstars.com/</a></li> <li>Daily 10 - <a href="https://www.topmarks.co.uk/maths-games/daily10">https://www.topmarks.co.uk/maths-games/daily10</a></li> <li>Hit the button - <a href="https://www.topmarks.co.uk/maths-games/hit-the-button">https://www.topmarks.co.uk/maths-games/hit-the-button</a></li> <li>Numbots <a href="https://play.numbots.com/#/intro">https://play.numbots.com/#/intro</a></li> <li>5-a-day <a href="https://corbettmathsprimary.com/5-a-day/">https://corbettmathsprimary.com/5-a-day/</a></li> </ul>								

Please send any work to the following email address. Teachers will reply to your email (usually within 48 hours).

[LearningAtHome@Richarddeclare.com](mailto:LearningAtHome@Richarddeclare.com)

[Alternatively, learning at home activities can be uploaded onto your child's 'Class Dojo Portfolio' – we look forward to seeing the wonderful learning.](#)

If you need to ask a question about the work or need to get a message to the teacher, then please use the learning at home email.

**Please let us know if your child is finding this learning too tricky as we will endeavour to provide alternative activities.**

If you have any general questions, then please use the normal school office email.

[Admin@Richarddeclare.com](mailto:Admin@Richarddeclare.com)