


Richard de Clare Academy - Learning at Home

Class	6A and 6B
Teacher	Mrs Jones and Mrs Harrison
Date	24th January 2021

Thought of the day:

Theme Burns Night:
 You can look through the PowerPoint and find information about Burns Night
<https://www.twinkl.co.uk/resource/all-about-robert-burns-powerpoint-cfe-lg-33>



Watch this video of a burns night celebration:


Do you know anyone from Scotland? Remember not all Scottish people look like this!

<https://www.youtube.com/watch?v=9CdO1AOXLfs>

GPS LO: Review Punctuation, Grammar and Vocabulary Focus.

Day 5 Punctuation, Grammar and Vocabulary Focus – Mixed Skills

Think and Write



Click to view image full screen

Use this photograph as your inspiration to **think** and **write** using the following pattern of sentences:

- Sentence 1 Must contain an embedded relative clause.
- Sentence 2 Must include a prepositional phrase.
- Sentence 3 Needs to include an underlined modal verb.
- Sentence 4 Must be written in the subjunctive mood.
- Sentence 5 Needs to be an exclamation sentence.

Read through your passage carefully – does it include everything we are looking for?

Word of the Day:

'Acrostic-tastic'
Write an acrostic about a paralian using the word.

Describe and Scribe
Using this word, write a short paragraph describing the view a paralian sees as they open their curtains in a morning.

Click on the word for the definition.

paralian

Someone who lives by the sea.

Shrink Rap
Say the word over and over, taking off the first letter each time.

Advert Adage
Write an advertising slogan using this word.

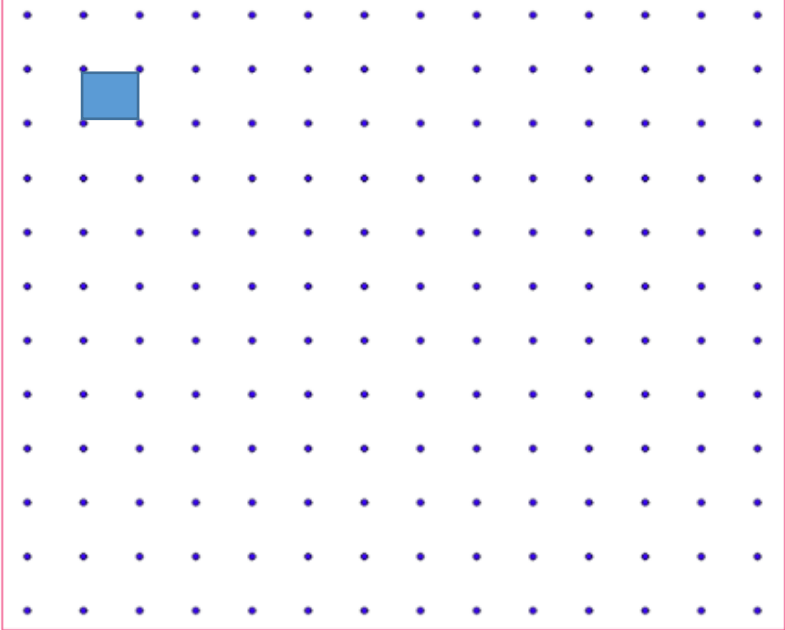
Say it

Discuss it

Share it

Use it


How many times can you use it in a day?

<p>Handwriting and spelling LO: Spelling pattern ei H/W joining with appropriate size</p>	<p>1x line of each Spelling pattern mmit mmit mmit tting tting tting</p> <p>commit, transmit committee submit commitment, emit permit, intermittent omit unremitting</p> <p>Write each word once – recognise spelling pattern</p>
<p>English LO: To research information (Challenge one – hot Challenge two – spicy Challenge three – super spicy)</p>	<p>Who is Henry Bates? Watch the clip below to discover information about Henry Bates https://www.youtube.com/watch?v=VRt0TTEipUY Watch the clip again but this time make notes. Ch1 Use the clip to generate your information. Ch2 As Above and research more information about Henry Bates Ch3 As above order information into categories</p>
<p>Reading:</p>	<p>Oak Academy online library – Who is the author this week. https://library.thenational.academy/ Watch the authors video and take a look at the published book.</p>
<p>Maths LO: challenges (Challenge 1 – hot Challenge 2 – spicy Challenge 3 – super spicy)</p>	<p>Complete 5 a day SATS questions https://corbettmathsprimary.com/wp-content/uploads/2018/05/silver-jan-25.pdf Watch lesson on Oak academy https://classroom.thenational.academy/lessons/draw-shapes-of-a-given-perimeter-6dh6cd?step=2&activity=video Create your own isometric paper using dots equal spaces between each one</p>  <p>After video click worksheet slide, scroll down and click the arrow to choose your challenge. Ch1 draw 2 different rectangles with a perimeter of 16 units (each square is one unit) Ch2 draw 2 different rectangles with a perimeter of 20 units Ch3 draw 2 different rectangles with a perimeter of 24 units</p>
<p>Geography LO: Explore the four layers of the rainforest and the flora and fauna therein</p>	

The Rainforest

The rainforest is made up of four different layers:

- the emergent layer
- the canopy layer
- the understory layer
- the forest floor layer



The Emergent Layer



This is the top layer of the rainforest.

Only a few animals live in this layer.

It is hot, wet, and windy in the emergent layer.

Some of the animals that can be found in the emergent layer are bird-eating tarantulas, hummingbirds, and macaws.



The Canopy Layer



The canopy layer is located under the emergent layer.

The canopy is home to most of the animals and plants of the rainforest.

There is plenty of food and shelter in this layer.

Red-eyed tree frogs, sloths, and toucans are some of the animals that live in the canopy layer.



The Understory Layer



The understory layer is located beneath the canopy.

The understory does not get much sunlight. It is dark and humid here.

The understory is home to smaller animals, insects, and snakes.

Some larger animals use the understory layer for hunting.

The Understory Layer



Geckos, bats, and boa constrictors are some of the animals that make their home in the understory layer.

Animals in the Rainforest

The animals of the rainforest do not usually stay in only one layer. Some animals can be found in several different rainforest layers.

Some animals may live in one layer and hunt in another layer of the rainforest.



The Forest Floor Layer



The last layer of the rainforest is the forest floor layer.

This layer is dark, humid, and hot. Only 5% of the sunlight makes it to the forest floor.

Anteaters, jaguars, and scorpions are some of the animals that live in the forest floor layer.



This is our goal (challenges below)



Flaps

Under each flap:

Emergent layer

Some of the animals that can be found in the emergent layer are bird-eating tarantulas, hummingbirds, and macaws.

Canopy layer

Red-eyed tree frogs, sloths, and toucans are some of the animals that live in the canopy layer.

Understory layer

The understory is home to smaller animals, insects, and snakes.
Some larger animals use the understory layer for hunting.

Forest floor layer

Anteaters, jaguars, and scorpions are some of the animals that live in the forest floor layer.

Challenge 1: draw and label animals in correct layers
Challenge 2: as above and stick correct 'flaps' into place

Anteaters, jaguars, and scorpions are some of the animals that live in the forest floor layer.

The understory is home to smaller animals, insects, and snakes.
Some larger animals use the understory layer for hunting.

Geckos, bats, and boa constrictors are some of the animals that make their home in the understory layer.

Some of the animals that can be found in the emergent layer are bird-eating tarantulas, hummingbirds, and macaws.

Challenge 3: write a mnemonic to help you to remember the layers

Plenary:
<https://www.youtube.com/watch?v=yrcU514z6nM>

Red-eyed tree frogs, sloths, and toucans are some of the animals that live in the canopy layer.

	Emergent Layer	
	Canopy	
	Understory	
	Forest Floor	


PE: Work through the challenge

Jump and Shoot

Equipment:

A pair of rolled up socks and a target (bowl/piece of paper on the floor)

How to play:



Place the target approximately 5 steps away from you. Try and throw your socks at the target. If you are not successful, run to collect your socks and come back to where you started. **You must then do five star jumps before you can throw again.** Keep doing your star jumps and trying to hit your target and collecting your socks until you are successful.

Have a few goes and see what the least number of throws is before you hit the target.

Challenge:

Every time you hit the target, when you start again, change the exercise between throws. For example, instead of star jumps can you do five squats or lunges – how many different exercises can you think of?

STEP principle of coaching/teaching- helps to engage, challenge and motivate everyone by altering one or more of the principles

Space - if the activity is too difficult, stand closer to the target (3 steps), if you are finding it easy, stand further away.

Task – time yourself! Can you complete the challenge in under one minute? Or even thirty seconds?

Equipment – Make the target bigger to make the task easier or smaller to make it harder.

People – Play with more people. Can you race to see who can hit the target first?

Useful websites/Apps:

Reading

- E-books on Oxford Owl for Home - <https://home.oxfordowl.co.uk/>
'Parents will need to register for a free account in order to access the reading books'

- Log in to Reading Planet - <https://my.risingstars-uk.com/Default.aspx?ReturnUrl=%2f>
Username: Firstname.SURNAME Password: Rdc01

English/Spelling

- Spelling shed <https://www.edshed.com/en-gb>
- Writing ideas on Pobble 365 - <https://www.pobble365.com/>

Maths

- Times table rock stars <https://trockstars.com/>
- Daily 10 - <https://www.topmarks.co.uk/maths-games/daily10>
- Hit the button - <https://www.topmarks.co.uk/maths-games/hit-the-button>
- Numbots <https://play.numbots.com/#/intro>
- 5-a-day <https://corbettmathsprimary.com/5-a-day/>

Please send any work to the following email address. Teachers will reply to your email (usually within 48 hours).

LearningAtHome@Richarddeclare.com

[Alternatively, learning at home activities can be uploaded onto your child's 'Class Dojo Portfolio' – we look forward to seeing the wonderful learning.](#)

If you need to ask a question about the work or need to get a message to the teacher, then please use the learning at home email.

Please let us know if your child is finding this learning too tricky as we will endeavour to provide alternative activities.

If you have any general questions, then please use the normal school office email.

Admin@Richarddeclare.com