










**Richard de Clare Academy - Learning at Home**

<b>Class</b>	Reception A and Reception B
<b>Teacher</b>	Miss Wright, Miss Cassidy/Mrs Cackett
<b>Date</b>	10/02/2021
<b>Internet Safety Week</b>	<p>This week is internet safety week!</p> <p>Download the PowerPoint 'Traditional Tales Internet Safety Discussion' from the home learning web page and discuss.</p>
<b>Live Lesson details:</b>	<p>Please remember to join the correct class ☺</p> <p><b>Class RA Live @ 10:30</b></p> <p><a href="https://teams.microsoft.com/l/meetup-join/19%3a91972d70245f49458951e308febc1807%40thread.tacv2/1612879840307?context=%7b%22Tid%22%3a%2292b364a4-6aeb-4517-ad30-67968266f826%22%2c%22Oid%22%3a%2263b5dbfa-84c1-4a81-990e-545965c2c698%22%7d">https://teams.microsoft.com/l/meetup-join/19%3a91972d70245f49458951e308febc1807%40thread.tacv2/1612879840307?context=%7b%22Tid%22%3a%2292b364a4-6aeb-4517-ad30-67968266f826%22%2c%22Oid%22%3a%2263b5dbfa-84c1-4a81-990e-545965c2c698%22%7d</a></p> <p><b>Class RB Live @ 10:30</b></p> <p><a href="https://teams.microsoft.com/l/meetup-join/19%3abaa758ddeaed4c32bd9a79d92b561909%40thread.tacv2/1612879489318?context=%7b%22Tid%22%3a%2292b364a4-6aeb-4517-ad30-67968266f826%22%2c%22Oid%22%3a%224c1823cf-ebb3-46ec-9325-51f645966acd%22%7d">https://teams.microsoft.com/l/meetup-join/19%3abaa758ddeaed4c32bd9a79d92b561909%40thread.tacv2/1612879489318?context=%7b%22Tid%22%3a%2292b364a4-6aeb-4517-ad30-67968266f826%22%2c%22Oid%22%3a%224c1823cf-ebb3-46ec-9325-51f645966acd%22%7d</a></p>
<b>Thought of the day:</b>	<p><b>Theme: Democracy</b></p> <p><b>Where are The Houses of Parliament and why are they important?</b></p> <p><b>Watch this link and discuss:</b></p> <p><a href="https://www.youtube.com/watch?v=MuD AUa0XSHI">https://www.youtube.com/watch?v=MuD AUa0XSHI</a></p>
<b>CGP books</b>	<p>Phonics book 2 – work through at own pace</p> <p>Handwriting – page 20</p> <p>Maths – pages 13,14,15</p>

<p><b>Phonics:</b></p>	<p>Today we are learning the 'or' sound. Can you write the 'or' sound? Can you think of any words that have the 'or' sound?</p> <p>Look at these pictures and have a go at writing the words. Remember to listen to the sounds you hear when sounding out the words.</p> <div style="text-align: center;">  </div> <p>Challenge: Can you write a sentence with a 'or' word in it?</p> <p>e.g. I have a large sword.</p>
<p><b>Word of the Day:</b></p>	<p>Today's word of the day is "microplastic." Can you discuss what this means?</p> <p>Join in with the word rap to practise saying the words in different ways  <a href="https://www.youtube.com/watch?v=428I9PIED_I">https://www.youtube.com/watch?v=428I9PIED_I</a></p> <p><b>Word of the day is only for speaking and understanding- there is no expectation to write/spell the word.</b></p>
<p><b>English:</b></p>	<p>Look at some posters or pictures of the ones below. What can you see? What is written on them? Today we are learning about the features of a poster.</p> <div style="display: flex; justify-content: space-around;">   </div> <div style="text-align: center; margin-top: 20px;"> <div style="border: 2px solid #00a0e3; padding: 10px;"> <h3 style="color: #00a0e3;">Posters and Leaflets</h3> <ul style="list-style-type: none"> <li>Short, snappy sentences/phrases</li> <li>An eye catching layout</li> <li>A catchy slogan</li> <li>Something to offer</li> <li>Attention grabbing pictures or photographs</li> <li>A final reminder of the product or message</li> </ul>  <p style="font-size: small; color: #00a0e3;">twinkl <a href="https://www.twinkl.co.uk">www.twinkl.co.uk</a></p> </div> </div>

	<p>Design and make a poster about plastic pollution in the seas?</p>
<p><b>Reading focus:</b></p>	<p>Draw pictures of your favourite story characters and describe them. Here are some pictures of some famous characters from stories. Write some words to describe what they are like.</p> <div style="display: flex; justify-content: space-around; align-items: center;">    </div> <p style="text-align: right; font-size: small;">Forget about the porridge, I made Goldilocks stew</p>
<p><b>Maths:</b></p>	<p>Today we are learning more about subtraction</p> <p><b>Join the live lesson with Miss Wright @ 1pm:</b></p> <p><a href="https://teams.microsoft.com/l/meetup-join/19%3ab43cd473946945b2b30fd9a4a6fb2aaa%40thread.tacv2/1612879990393?context=%7b%22Tid%22%3a%2292b364a4-6aeb-4517-ad30-67968266f826%22%2c%22Oid%22%3a%2263b5dbfa-84c1-4a81-990e-545965c2c698%22%7d">https://teams.microsoft.com/l/meetup-join/19%3ab43cd473946945b2b30fd9a4a6fb2aaa%40thread.tacv2/1612879990393?context=%7b%22Tid%22%3a%2292b364a4-6aeb-4517-ad30-67968266f826%22%2c%22Oid%22%3a%2263b5dbfa-84c1-4a81-990e-545965c2c698%22%7d</a></p> <p>Click on this link for some more subtraction games:</p> <p><a href="https://www.topmarks.co.uk/maths-games/robot-more-or-less">https://www.topmarks.co.uk/maths-games/robot-more-or-less</a></p>
<p><b>Under the Sea topic:</b></p>	<p>Follow the lesson below about what steps can be taken to combat polluting the ocean and join in the activities:</p> <p><a href="https://classroom.thenational.academy/lessons/to-understand-what-steps-can-be-taken-to-combat-polluting-the-ocean-6mrp6t">https://classroom.thenational.academy/lessons/to-understand-what-steps-can-be-taken-to-combat-polluting-the-ocean-6mrp6t</a></p>
<p><b>PE:</b></p>	<p>Today we are going to learn some more yoga moves. Click on the link to join in:</p> <p><a href="https://www.youtube.com/watch?v=cU_T7lmw6Fo">https://www.youtube.com/watch?v=cU_T7lmw6Fo</a></p>
<p><b>Useful websites/Apps:</b></p>	<p><b>Reading</b></p> <ul style="list-style-type: none"> <li>• E-books on Oxford Owl for Home - <a href="https://home.oxfordowl.co.uk/">https://home.oxfordowl.co.uk/</a> 'Parents will need to register for a free account in order to access the reading books'</li> <li>• Log in to Reading Planet - <a href="https://my.risingstars-uk.com/">https://my.risingstars-uk.com/</a>  <b>Username: Firstname.SURNAME Password: RdC01</b></li> </ul>

	<p><b><u>English/Spelling</u></b></p> <ul style="list-style-type: none"><li>• Spelling shed <a href="https://www.edshed.com/en-gb">https://www.edshed.com/en-gb</a></li><li>• Writing ideas on Pobble 365 - <a href="https://www.pobble365.com/">https://www.pobble365.com/</a></li></ul> <p><b><u>Maths</u></b></p> <ul style="list-style-type: none"><li>• Daily 10 - <a href="https://www.topmarks.co.uk/maths-games/daily10">https://www.topmarks.co.uk/maths-games/daily10</a></li><li>• Hit the button - <a href="https://www.topmarks.co.uk/maths-games/hit-the-button">https://www.topmarks.co.uk/maths-games/hit-the-button</a></li><li>• Numbots <a href="https://play.numbots.com/#/intro">https://play.numbots.com/#/intro</a></li><li>• 5-a-day <a href="https://corbettmathsprimary.com/5-a-day/">https://corbettmathsprimary.com/5-a-day/</a></li></ul>
--	--

**Please send any work to the following email address. Teachers will reply to your email (usually within 48 hours).**

**[LearningAtHome@Richarddeclare.com](mailto:LearningAtHome@Richarddeclare.com)**

**Alternatively, learning at home activities can be uploaded onto your child's 'Class Dojo Portfolio' – we look forward to seeing the wonderful learning.**

**If you need to ask a question about the work or need to get a message to the teacher, then please use the learning at home email.**

**Please let us know if your child is finding this learning too tricky as we will endeavour to provide alternative activities.**

**If you have any general questions, then please use the normal school office email. [Admin@Richarddeclare.com](mailto:Admin@Richarddeclare.com)**

# Under the Sea

*Coordination*

**Equipment:** 3-5 Cushions, 3 pairs or balled socks

## How to play:

- ✓ Set out an obstacle course of cushions.
- ✓ At one end of the course place your balled socks.
- ✓ In a crab shape, have hands and feet on the floor with tummy to the ceiling, walk in your shape around the cushions and collect one pair of socks.
- ✓ Put the balled socks on your tummy and balance them there as you move back to the start position.
- ✓ Repeat until you have collected all three pairs of balled socks.

Skill Tip: Remember to keep your bottom lifted from the floor the whole time. Hands must be flat on the floor.

## Challenges:

- Time yourself! Can you beat your time on the next go?

**STEP principle of coaching/teaching- helps to engage, challenge and motivate everyone by altering one or more of the principles**

**S**pace - Make your cushions closer together to make it trickier to move around.

**T**ask - Can you add in other obstacles to go under and over, as well as around?

**E**quipment - Can you use a ball to balance on your tummy?

**P**eople - Can you challenge a family member to race you?